






go places now on
**PATHWAYS
AWARUA**



pathwaysawarua.com

Educator

Module List

 Version 3.0 (April 2026)
 pld@pathwaysawarua.com
 www.pathwaysawarua.com



Numeracy



Reading



Listening



Heavy Vehicle



Health & Safety



Writing



Road Code



My Money



My Community

Table of Contents

Explanation..... 3

Educator User Manual 3

Numeracy..... 4

Number Facts 10

Reading..... 11

Writing..... 15

Listening 16

WordFit 17

Road Code 19

Heavy Vehicle..... 21


Health and Safety..... 22

My Money 23


My Community..... 24

Learner Dashboard


- GENERAL NUMERACY
- SERVICE NUMERACY
- TRADE NUMERACY



≡ CONTEXT




≡ CONTEXT




General Numeracy

PROGRESS




General Reading

PROGRESS




Writing

PROGRESS




Listening

PROGRESS




Number Facts

PROGRESS




WordFit

PROGRESS




Road Code

PROGRESS




Heavy Vehicle &
Forklift

PROGRESS




Health and Safety

PROGRESS



My Money

PROGRESS



My Community

PROGRESS

Explanation

1-6	N3021	Indicating Step on the Learning Progressions (Step 3)
	L4030	Indicating Step on the Learning Progressions (Step 4)
N	N3021	General Numeracy
SN	SN3021	Service Numeracy
TN	TN3021	Trade Numeracy
A	N3990C	Check my understanding
S	TN4060S1	Supplementary Module
SP	SP	Starting Points
ELL	ELL	English Language Learning
R	R1021	General Reading
SR	SR2030	Service Reading
TR	TR2060	Trade Reading
YR	YR2040	Youth Reading
W	W2020	Writing
L	L2020	Listening

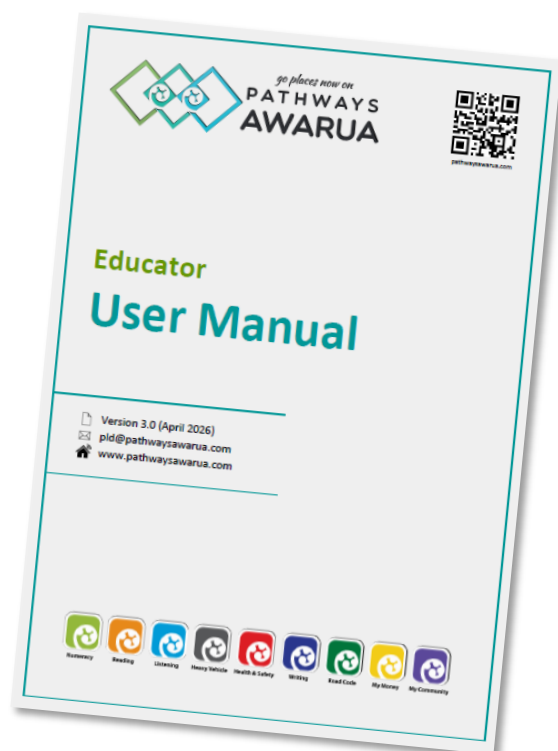
Educator User Manual



Download the *Pathways Awarua* Educator User Manual [here](#).



scan to download



Numeracy

Many New Zealanders struggle with their maths. The numeracy pathway is an easy way for learners to strengthen their maths knowledge and number facts using everyday problems that are engaging for adults and relevant to a New Zealand context.



There are over 190 modules that are linked to steps 2–6 of the Learning Progressions for adults. The modules are sequenced from easy to more complex as learner's move along the path.

Modules at the lower steps cover topics such as making sense of numbers and using simple fractions. At the highest step there are modules on rates, calculating GST and understanding angle formulae. Learners can freely move between the different steps on the pathway to find modules that meet their learning needs.

Learners can choose from general, trade or service versions of the reading pathway.

In addition to the pathways, there are **Number Facts** modules designed to increase learners' recall of the basic addition and multiplication facts.

Step	Module #	Module Title	Points
n/a	INTRO	<i>Introduction to Pathways Awarua</i>	6
2	N2010	Adding up to 20	65
2	SN2010	<i>Adding up to 20</i>	65
2	TN2010	<i>Adding up to 20</i>	65
2	N2020	Subtracting up to 20	46
2	SN2020	<i>Subtracting up to 20</i>	46
2	SN2020	<i>Subtracting up to 20</i>	47
2	N2030	Equal shares: halves and quarter	36
2	N2040	Equal shares: more fractions	31
3	N3011	Hundreds, tens, and ones	90
3	SN3011	<i>Hundreds, tens, and ones</i>	102
3	TN3011	<i>Hundreds, tens, and ones</i>	90
3	N3021	More hundreds, tens, and ones	59
3	SN3021	<i>More hundreds, tens, and ones</i>	59
3	N3031	Adding and subtracting with bigger numbers	68
3	SN3031	<i>Adding and subtracting with bigger numbers</i>	68
3	TN3031	<i>Adding and subtracting with bigger numbers</i>	69
3	N3041	Addition with multiples of ten and a hundred	52
3	SN3041	<i>Addition with multiples of tens and hundreds</i>	52
3	TN3041	<i>Addition with multiples of tens and hundreds</i>	54
3	N3051	Solving 2 digit by 1 digit addition problems mentally	59

3	SN3051	<i>Solving 2 digit by 1 digit addition problems mentally</i>	59
3	TN3051	<i>Solving 2 digit by 1 digit addition problems mentally</i>	59
3	N3052	Solving 2 digit by 1 digit subtraction problems mentally	52
3	SN3052	<i>Solving 2 digit by 1 digit subtraction problems mentally</i>	52
3	TN3052	<i>Solving 2 digit by 1 digit subtraction problems mentally</i>	52
3	N3061	Adding and subtracting using tens	63
3	SN3061	<i>Adding and subtracting using tens</i>	63
3	TN3061	<i>Adding and subtracting using tens</i>	62
3	N3060S1	<i>Adding and subtracting using tens</i>	55
3	N3071	Introduction to multiplication and division facts	42
3	SN3071	<i>Introduction to multiplication and division facts</i>	42
3	TN3071	<i>Introduction to multiplication and division facts</i>	42
3	TN3070S1	<i>Fun activities for multiplication</i>	94
3	N3072	Multiplication and division facts: 2x and 10x	65
3	N3073	Multiplication and division facts: 4x and 5x	72
3	N3074	Multiplication and division facts: 3x and 9x	60
3	N3075	Multiplication and division facts: 6x, 7x and 8x	86
3	N3091	Different types of multiplication problems	47
3	SN3091	<i>Different types of multiplication problems</i>	44
3	TN3091	<i>Different types of multiplication problems</i>	37
3	N3101	What is division?	41
3	SN3101	<i>What is division?</i>	30
3	TN3101	<i>What is division?</i>	34
3	N3102	Division and fractions	57
3	SN3102	<i>Division and fractions</i>	56
3	TN3102	<i>Division and fractions</i>	56
3	N3111	Using multiplication facts to learn division facts	60
3	SN3111	<i>Using multiplication facts to learn division facts</i>	60
3	TN3111	<i>Using multiplication facts to learn division facts</i>	44
3	N3121	Pictographs and bar graphs	34
3	N3990C	Check my understanding	12
4	N4010	Whole number place value	56
4	SN4010	<i>Whole number place value</i>	63
4	TN4010	<i>Whole number place value</i>	68
4	N4020	Addition estimates	74
4	SN4020	<i>Is the answer reasonable?</i>	54
4	TN4020	<i>Addition estimates</i>	76
4	N4030	Addition strategies	93

4	SN4030	Addition strategies	79
4	TN4030	Addition strategies	93
4	N4030S1	Addition strategies	93
4	TN4030S1	Addition strategies	81
4	N4040	Subtraction strategies	77
4	SN4040	Subtraction strategies	77
4	TN4040	Subtraction strategies	77
4	N4040S1	Adding using place value	59
4	N4040S2	Using addition to solve subtraction problems	32
4	N4040S3	Subtracting using place value	39
4	N4040S4	Subtraction strategies	77
4	SN4050	Giving change	59
4	N4060	Strategies for multiplying with a single digit multiplier	96
4	SN4060	Strategies for multiplying with a single digit multiplier	96
4	TN4060	Strategies for multiplying with a single digit multiplier	88
4	N4060S1	Using addition and place value knowledge to solve multiplication problems	113
4	TN4060S1	Strategies for multiplying with a single digit multiplier	114
4	N4060S2	Strategies for multiplying with a single digit multiplier	88
4	N4090	Strategies for solving harder division problems	55
4	SN4090	Strategies for solving harder division problems	44
4	TN4090	Strategies for solving harder division problems	43
4	N4090S1	Solving division problems by sharing and repeated subtraction	65
4	N4099C	Check my understanding	12
4	N4100	Introduction to fractions	92
4	SN4100	Introduction to fractions	92
4	TN4100	Introduction to fractions	94
4	N4100S1	Equivalent fractions	25
4	N4110	Making bigger fractions	73
4	N4110S1	Probability as fractions	31
4	N4120	Finding fractions of numbers	54
4	SN4120	Finding fractions of numbers	57
4	TN4120	Finding fractions of numbers	50
4	N4120S2	Finding fractions of numbers	42
4	N4130	Finding fractions of harder numbers	70
4	SN4130	Finding fractions of harder numbers	49
4	N4135	Place value	53
4	N4135	Place value	50
4	N4140	Decimals and their relationship to whole numbers	75

4	SN4140	Decimals and their relationship to whole numbers	89
4	TN4140	Decimals and their relationship to whole numbers	86
4	N4140S1	Decimal number place value	115
4	N4140S2	Decimals and place value	94
4	N4150	Tables	29
4	N4160	Line plots and line graphs	25
4	N4170	Measurement benchmarks	26
4	N4200	Multiplying and dividing by tens and hundreds	119
4	N4200S1	Multiplying by 10	72
4	N4200S2	Multiplying by 100	94
4	N4300	Using time	112
4	SN4300	Working with time	94
4	TN4300	Working with time	135
4	N4990C	Check my understanding	12
5	N5005	Calculating simple percentages	93
5	SN5005	Percentages and fractions in catering	88
5	TN5005	Calculating simple percentages	106
5	N5005S1	Calculating simple percentages	87
5	N5010	Connections between decimals, percentages, and fractions	106
5	SN5010	Percentages, decimals, and simple fractions in catering	106
5	TN5010	Connections between decimals, percentages, and fractions	121
5	SN5015	Markups and markdowns	44
5	SN5015S1	Markups and markdowns with a calculator	50
5	SN5015S2	More markup and markdown problems	93
5	N5020	Equivalent ratios	46
5	SN5020	Ratios in the kitchen	61
5	TN5020	Equivalent ratios	46
5	N5020S1	Working with percentages	144
5	SN5020S1	Working with percentages	148
5	TN5020S1	Ratios	39
5	SN5020S2	The Food Cost Percentage	90
5	N5030	Rates	37
5	SN5030	Rates in the kitchen	46
5	TN5030	Rates	46
5	N5040	Working with factors	95
5	SN5040	Working with factors	100
5	TN5040	Working with factors	101
5	N5045	Exploring negative numbers	68

5	N5050	Multiplying and dividing decimal numbers by 10	85
5	<i>N5050S1</i>	<i>Multiplying decimal numbers by 100</i>	86
5	<i>SN5050</i>	<i>Multiplying decimal numbers by 100</i>	70
5	<i>N5050S2</i>	<i>Dividing decimal numbers by 100</i>	64
5	N5060	Decimal numbers multiplied and divided by 1,000	52
5	<i>TN5060</i>	<i>Decimal numbers multiplied and divided by 1,000</i>	64
5	N5065	Triangles 1	23
5	N5070	Measuring length	34
5	<i>N5070S1</i>	<i>Measurement of space and volume</i>	30
5	<i>N5070S2</i>	<i>Measuring weight</i>	34
5	<i>N5070S3</i>	<i>Measuring large and small</i>	27
5	<i>SN5070</i>	<i>Measuring and estimating quantities by weight</i>	25
5	<i>SN5070S1</i>	<i>Measurement of space and volume</i>	26
5	<i>TN5070</i>	<i>Measuring length</i>	49
5	<i>TN5070S1</i>	<i>Finding volumes</i>	65
5	<i>TN5070S2</i>	<i>Measuring weight</i>	47
5	TN5075	Squares and square roots	37
5	N5080	Multiplication estimates	62
5	<i>SN5080</i>	<i>Multiplication estimates</i>	73
5	<i>TN5080</i>	<i>Multiplication estimates</i>	69
5	N5090	Strategies for multiplying	77
5	<i>SN5090</i>	<i>Strategies for multiplying</i>	66
5	<i>TN5090</i>	<i>Strategies for multiplying</i>	67
5	N5100	Approximation and rounding	56
5	<i>SN5100</i>	<i>Approximation and rounding</i>	57
5	<i>TN5100</i>	<i>Approximation and rounding</i>	61
5	N5115	Converting currency	61
5	<i>SN5115</i>	<i>Converting currency</i>	45
5	N5120	Statistics - Median and range	71
5	<i>TN5120</i>	<i>Finding the median and range</i>	69
5	N5990C	Check my understanding	11
6	N6010	Statistics - Means and interquartile range	58
6	<i>N6010</i>	<i>Using averages</i>	56
6	<i>N6010S1</i>	<i>More graphs</i>	35
6	N6020	Harder rates	46
6	<i>N6020</i>	<i>Harder rates</i>	43
6	<i>N6020</i>	<i>Harder rates</i>	45
6	N6030	Calculating GST at 15%	88

6	SN6030	Calculating GST at 15%	88
6	N6040	Calculating harder percentages using a calculator correctly	89
6	SN6040	Calculating harder percentages using a calculator correctly	90
6	TN6040	Calculating harder percentages using a calculator correctly	92
6	TN6045	Multiplying by decimals	49
6	N6050	Understanding compound interest	80
6	N6050S1	Interest on loans	49
6	N6055	Squares, cubes, and other powers	28
6	N6060	Rate problems - converting imperial to metric measures	71
6	SN6060	Converting imperial to metric measures	57
6	TN6060	Rate problems - converting imperial to metric measures	61
6	N6060S1	Harder rate problems - fuel and temperature conversions	47
6	TN6070	Areas of rectangles, triangles, and circles	82
6	TN6070S1	Areas of roundabouts	101
6	TN6070S2	Perimeters	30
6	TN6080	Triangles 2	68
6	TN6080S1	Triangles 3	32
6	TN6080S2	Triangles 4	23
6	TN6080S3	Triangles 5	25
6	TN6080S4	Triangles 6	51

Number Facts

Number Facts modules designed to increase learners' recall of the basic addition and multiplication facts.



Number Facts

+ -
ADDITION AND SUBTRACTION

x ÷
MULTIPLICATION AND DIVISION

+ -
NUMBER PAIRS

+ -
NUMBER FACTS

x ÷
DECIMAL FACTS

+ -
DECIMAL PAIRS

+ -
DECIMAL FACTS

x ÷
NUMBER FACTS

+ -
FRACTION PAIRS

Step	Module #	Module Title	Points
		Addition and subtraction facts	100
		Multiplication and division facts	100
		Number Pairs	300
		Decimal Pairs	250
		Fractions Pairs	150
		Number Facts: Addition and Subtraction	300
		Decimal Facts: Addition and Subtraction	200
		Number Facts: Multiplication and Division	100
		Decimal Facts: Multiplication and Division	100

Reading



The literacy pathways are an easy way for learners to strengthen their reading, writing, and listening skills using everyday contexts.

There are over 130 modules linked to the steps of the Learning Progressions for adult literacy. The modules are sequenced from easy to more complex as learners move along the path. Learners can freely move between the different steps on the pathway to find modules that meet their individual learning needs.

In addition to the pathways, there are **WordFit** modules designed to increase vocabulary knowledge of 1000 everyday words and collections of specialised words, including Te Reo Māori.

The reading pathway begins with Starting Point modules for learners who do not yet have the foundational knowledge and skills that they need to read and write. Modules include sight words, phonological awareness, and letter-sound relationships. There are supplementary Starting Point (SP) modules designed specifically for English language learners.

The pathway continues with modules linked to steps 1, 2, 3 and 4 of the Learning Progressions for Adult Reading. These modules support a learner's capability to read with understanding, starting with short simple texts and moving through to complex texts with academic and specialised vocabulary.

Learners can choose from general, trade or service versions of the reading pathway.

Step	Module #	Module Title	Points
n/a	INTRO	<i>Introduction to Pathways Awarua</i>	6
SP	SP010	Sight Words 1	61
SP	SP011	<i>ELL (English Language Learner) 1</i>	28
SP	SP020	Sight Words 2	60
SP	SP021	<i>ELL 2</i>	28
SP	SP030	Sight Words 3	63
SP	SP031	<i>ELL 3A</i>	28
SP	SP032	<i>ELL 3B</i>	28
SP	SP040	Sight Words 4	60
SP	SP041	<i>ELL 4</i>	28
SP	SP050	Sight Words 5	60
SP	SP051	<i>ELL 5</i>	28
SP	SP060	Sight Words 6	60
SP	SP061	<i>ELL 6A</i>	28
SP	SP062	<i>ELL 6B</i>	28
SP	SP070	Sight Words 7	60
SP	SP071	<i>ELL 7A</i>	28

SP	<i>SP072</i>	<i>ELL 7B</i>	28
SP	SP080	Sight Words 8	60
SP	<i>SP081</i>	<i>ELL 8</i>	28
SP	SP090	Word Sounds 1	37
SP	SP100	Word Sounds 2	32
SP	SP110	Word Sounds 3	30
SP	SP120	Word Sounds 4	33
SP	SP130	Word Sounds 5	23
SP	SP140	Word Sounds 6	18
1	R1021	Sounding out words 1	67
1	R1022	Sounding out words 2	107
1	R1026	The first 100 sight words	30
1	<i>SR1026</i>	<i>The first 100 sight words</i>	34
1	R1027	The first 300 sight words	58
1	<i>SR1027</i>	<i>The first 300 sight words</i>	59
2	R2030	Word families	116
2	<i>SR2030</i>	<i>Word families</i>	115
2	<i>R2030S1</i>	<i>Word families for Health and Safety words</i>	79
2	R2035	Words with more than one meaning	47
2	<i>SR2035</i>	<i>Words with more than one meaning</i>	47
2	<i>TR2035</i>	<i>Words with more than one meaning</i>	46
2	R2040	Reading to find specific information	63
2	<i>YR2040</i>	<i>Reading to find specific information</i>	69
2	<i>SR2040</i>	<i>Reading to find specific information</i>	66
2	<i>TR2040</i>	<i>Reading to find specific information</i>	66
2	R2045	Word associations	98
2	<i>SR2045</i>	<i>Word associations</i>	98
2	R2050	Reading to find the main idea	54
2	<i>YR2050</i>	<i>Reading to find the main idea</i>	60
2	<i>TR2050</i>	<i>Reading to find the main idea</i>	52
2	R2060	Working out the meanings of words	49
2	<i>YR2060</i>	<i>Working out the meanings of words</i>	96
2	<i>SR2060</i>	<i>Working out the meaning of words</i>	52
2	<i>TR2060</i>	<i>Working out the meaning of words</i>	51
2	R2065	Using context clues	29
2	R2070	Using what you already know to understand text	59
2	<i>SR2070</i>	<i>Using what you already know to understand text</i>	59
2	R2075	Summarising what you've read	45

2	YR2075	<i>Summarising what you've read</i>	47
2	SR2075	<i>Summarising what you've read</i>	45
2	R2080	Making pictures in your head to understand text	46
2	R2085	Reading between the lines	25
2	R2090	Getting the meaning through words and pictures	34
2	R2095	Comprehension – using text structure	42
2	R2100	Reading simple instructions to learn how to do something	78
2	YR2100	<i>Reading simple instructions to learn how to do something</i>	95
2	SR2100	<i>Reading simple instructions to learn how to do something</i>	99
2	TR2100	<i>Reading simple instructions to learn how to do something</i>	94
2	R2110	Using signal words to read simple instructions	99
2	YR2110	<i>Using signal words to read simple instructions</i>	119
2	SR2110	<i>Using signal words to read simple instructions</i>	98
2	TR2110	<i>Using signal words to read simple instructions</i>	97
2	R2120	Pictures and diagrams	65
2	YR2120	<i>Pictures and diagrams</i>	54
2	SR2120	<i>Pictures and diagrams</i>	62
2	TR2120	<i>Pictures and diagrams</i>	57
2	R2120S1	<i>Safety signs</i>	31
2	R2125	Filling in forms	84
2	YR2125	<i>Filling in forms</i>	68
2	SR2125	<i>Filling in forms</i>	70
2	TR2125	<i>Filling in forms</i>	75
2	R2130	Practising your reading strategies	54
2	R2140	Putting it all together 1	101
2	R2990A	Check my understanding	89
3	R3020	Using vocabulary strategies	21
3	YR3020	<i>Using vocabulary strategies</i>	36
3	SR3020	<i>Using vocabulary strategies</i>	35
3	TR3020	<i>Using vocabulary strategies</i>	29
3	R3025	Words that are used together	73
3	R3030	Building vocabulary	65
3	SR3030	<i>Building vocabulary</i>	78
3	TR3030	<i>Building vocabulary</i>	69
3	R3035	Figurative language	46
3	YR3035	<i>Figurative language</i>	46
3	R3040	Reading to find specific information using what you know	38
3	YR3040	<i>Reading to find specific information using what you know</i>	36

3	TR3040	<i>Reading to find specific information using what you know</i>	36
3	R3050	Reading to find specific information using text features	36
3	YR3050	<i>Reading to find specific information using text features</i>	48
3	SR3050	<i>Reading to find specific information using text features</i>	46
3	TR3050	<i>Reading to find specific information using text features</i>	47
3	R3060	Reading to find specific information using inference	38
3	YR3060	<i>Reading to find specific information using inference</i>	36
3	SR3060	<i>Reading to find specific information using inference</i>	38
3	TR3060	<i>Reading to find specific information using inference</i>	38
3	R3070	Reading to find specific information in more than one text	51
3	YR3070	<i>Reading to find specific information in more than one text</i>	57
3	SR3070	<i>Reading to find specific information in more than one text</i>	49
3	R3080	Making inferences	40
3	SR3080	<i>Making inferences</i>	40
3	R3090	Reading instructional texts	97
3	YR3090	<i>Reading instructional texts</i>	108
3	SR3090	<i>Reading instructional texts</i>	90
3	R3095	Reading and answering multi-choice questions	44
3	R3095S1	<i>Reading and answering assessment questions</i>	30
3	R3100	Understanding instructions	41
3	SR3100	<i>Understanding instructions</i>	41
3	TR3100	<i>Understanding instructions</i>	40
3	R3110	Getting information from visual language features	41
3	TR3110	<i>Getting information from visual language features</i>	42
3	R3115S1	Understanding the management of hazards	24
3	R3115S2	<i>Reporting hazards</i>	38
3	R3120	Passport	85
3	R3125	Getting a driver licence	109
3	R3130	Reporting an accident at work	112
3	SR3130	<i>Reporting an accident at work</i>	64
3	TR3130	<i>Reporting an accident at work</i>	63
3	R3140	Putting it all together 2	51
3	R3145	Filing and records management	88
4	R4010	Recognising Scams	26
4	R4020	Check your understanding: the reading exam:	35

Writing

The writing pathway offers opportunities for learners to strengthen their capabilities to write to communicate.



- Step 1 modules support learners to use everyday words to write simple texts, such as emails and messages.
- Step 2 modules focus on writing instructions and simple reports.
- Step 3 modules include more detailed writing tasks such as writing a job application letter and more complex reports.

Step	Module #	Module Title	Points
n/a	INTRO	<i>Introduction to Pathways Awarua</i>	6
1	W1010	Having something to say	44
1	W1020	Writing a note or brief letter	71
1	W1030	Writing an e-mail	41
1	W1040	Choosing the words to use	75
1	W1050	Writing sentences	41
1	W1060	Past or present?	63
2	W2010	Writing a report	75
2	W2020	Writing reports 2	46
2	W2040	Writing instructions	57
2	W2045	Writing instructions at home	46
2	W2050	Writing instructions to put on the wall at work	39
2	W2055	Writing instructions to put in manuals in the workplace	43
2	W2060	Writing a description	26
3	W3010	Writing a summary – choosing the main ideas	16
3	W3020	Writing reports for different purposes	71
3	W3030	Writing a short answer	38
3	W3040	Writing concise text	36
3	W3050	Getting texts right	68
3	W3060	Applying for a job	23
4	W4010	Check your understanding: the writing exam multiple choice section	55
4	W4020	Check your understanding: planning to write	78
4	W4030	Check your understanding: revising to writing	54

Listening

The listening pathway offers opportunities for learners to strengthen their capabilities to listen for understanding. A series of video-based scenarios within the modules support learners to listen for a range of purposes. Step 2 modules include less complex listening skills such as taking phone messages and listening to instructions, while step 4 modules include more complex skills such as using reflective listening to show empathy.



Step	Module #	Module Title	Points
<i>n/a</i>	INTRO	<i>Introduction to Pathways Awarua</i>	6
2	L2000	Module: Why listening?	38
2	L2010	Body language and listening	64
2	L2020	Taking a message	31
2	L2030	Barriers to listening	60
2	L2040	Listening to instructions	36
3	L3010	Listening skills: clarifying and summarising	28
3	L3020	Listening to solve problems in a group	28
4	L4010	Listening for learning	51
4	L4020	Listening with empathy	31
4	L4030	Listening to complaints	30
4	L4040	Customer service	41

WordFit






















The WordFit modules are designed to build vocabulary knowledge of 1000 high-frequency everyday words and collections of 100 specialised words that have been developed with industry experts.

The specialised words include Academic, Agriculture, Building, Catering, Computing, Digital Literacy, Education, Finance, Floristry, Hairdressing, Health, Health & Safety, Horticulture, Kiwi Lingo, Road Code, Travel & Tourism words and Libraries. In addition, there are 100 Te Reo Māori words, with well pronounced audio, to help learners get started.

Each WordFit module displays a set of five words at a time (or ten words in the Everyday module). The first screen tests the learner's existing knowledge using image and audio cues. Subsequent screens provide practice through a series of interactions that help the user learn unknown words. These include seeing, listening to, and spelling the word, selecting the correct definition for the word, and choosing and spelling the word in the context of a sentence. The final screen returns to the beginning to re-test the learner's new knowledge. WordFit tracks the number of words that a user knows in each collection.

WordFit - Build up your vocabulary

 1,000 everyday words	 100 academic words	 100 agriculture words	 100 building words	 100 catering words
 100 computing words	 100 digital literacy words	 100 education words	 100 finance words	 100 floristry words
 100 hairdressing words	 100 health words	 100 health & safety words	 100 horticulture words	 100 Kiwi lingo words
 100 library words	 100 road code words	 100 te reo Māori words	 100 travel/tourism words	

Step	Module #	Module Title	Points
	WF-010	Everyday	1,000
	WF-020	Academic	100
	WF-030	Agriculture	100
	WF-040	Building	100
	WF-050	Catering	100
	WF-060	Computing	100
	WF-170	Digital Literacy	100
	WF-190	Education	100
	WF-070	Finance	100
	WF-180	Floristry	100
	WF-080	Hairdressing	100
	WF-090	Health	100
	WF-100	Health and Safety	100
	WF-110	Horticulture	100
	WF-160	Kiwi Lingo	100
	WF-120	Library	100
	WF-130	Road Code	100
	WF-140	Te Reo Māori	100
	WF-150	Travel & Tourism	100



Educators can download the **word lists** used in each module [here](#).

Road Code



The road code pathway has been developed in collaboration with Waka Kotahi to help adults and young adults prepare for their learner and restricted driver licences, while at the same time strengthening their literacy and numeracy.

The 56 modules provide a comprehensive coverage of the skills needed for the learner and restricted licences. The module content covers the licence process and important road skills such as scanning for hazards, reading road signs, how to give way at intersections and roundabouts, driving to the conditions and how to keep yourself and others safe on the roads.

Step	Module #	Module Title	Points
n/a	INTRO	<i>Introduction to Pathways Awarua</i>	6
	RC-100	The Driver Licensing System Part One	63
	RC-101	Filling in the driver licence application form	92
	RC-102	The Driver Licensing System Part Two	80
	RC-103	Knowing left and right for driving	27
	RC-104	Making sure your car is roadworthy	76
	RC-200	Getting started with Intersections	72
	RC-201	Intersections with Give Way signs	46
	RC-202	Intersections with Stop signs	42
	RC-203	Intersections with traffic lights	55
	RC-204	Let's Go for a Drive 1	20
	RC-205A	Let's check your understanding 1	36
	RC-206	Intersections with simple roundabouts	43
	RC-207	Intersections with multi-laned roundabouts	49
	RC-208	Uncontrolled intersections and the give way rules	45
	RC-209	Let's Go for a Drive 2	27
	RC-210A	Let's check your understanding 2	25
	RC-211	Railway level crossings and one-lane bridges	56
	RC-212	Car parks and driveways	60
	RC-213	Let's Go for a Drive 3	28
	RC-214A	Let's check your understanding 3	18
	RC-300	Speed signs	46
	RC-301	Speed and curves	37
	RC-302	Driving in the city	42
	RC-303	Driving in the country	52
	RC-304	Driving with and around children	47

RC-305	Driving in different conditions	55
RC-306	Roadworks and accidents	49
RC-307	Let's Go for a Drive 4	26
RC-308A	Let's check your understanding 4	26
RC-309	Driving at night	44
RC-310	Flush medians	34
RC-311	Driving on different types of roads	44
RC-312	Let's Go for a Drive 5	32
RC-313A	Let's check your understanding 5	25
RC-400	Responsible driving	74
RC-401	Respecting other road users	41
RC-402	Respecting pedestrians and cyclists	55
RC-403	Breakdowns and tyres	50
RC-404	Towing and speed	60
RC-405	Lanes	50
RC-406	Passing	53
RC-407	Parking rules	63
RC-408	Police and emergency services	55
RC-409	Let's Go for a Drive 6	43
RC-410A	Let's check your understanding 6	48
RC-411	Stopping in good conditions	44
RC-412	Stopping in different conditions	43
RC-413	Mopeds	65
RC-414A	Let's check your understanding 7	34
RC-500	Restricted – Moving towards your restricted	33
RC-501	Restricted – Manual and automatic cars	39
RC-502	Restricted – Moving forwards and reversing	50
RC-503	Restricted – Controlling and steering your car	32
RC-504	Restricted – Scanning for hazards	36
RC-505	Restricted – Signalling	36
RC-506	Restricted – Driving on hills	49
RC-507	Restricted – Parallel parking and three-point turns	51
RC-508	Restricted – The practical test	40

Heavy Vehicle

The heavy vehicle pathway is developed in collaboration with NZTA to help workers prepare for their heavy vehicle licence or forklift certification, while strengthening their numeracy and literacy skills.



The 16 modules cover the licence and certification process and essential information such as vehicle dimensions and weights, how to carry loads safely, documentation and logbooks.

Step	Module #	Module Title	Points
n/a	INTRO	<i>Introduction to Pathways Awarua</i>	6
	HT-01	Heavy Vehicle Licences	49
	HT-02	Work time	56
	HT-03	Logbooks	36
	HT-04	Dimensions for heavy rigid vehicles 1	27
	HT-05	Dimensions for heavy rigid vehicles 2	39
	HT-06	Carrying loads safely	35
	HT-07	Documents	38
	HT-08	Weight	34
	HT-09	Loads and force	40
	HT-10	Driving Safely in different conditions	63
	HT-11	Responsible Driving	48
	HT-12	Let's go for a drive – Heavy Vehicle	31
	HT-13	Getting ready for your full licence	55
	FKLT-01	Requirements for getting a Forklift (F) endorsement	46
	FKLT-02	Requirements for getting a Forklift operators certificate	26
	FKLT-03	Operating a forklift on a road	31

Health and Safety

The health and safety pathway has been developed to help workers understand how to assess and manage risk and how to use the hierarchy of controls.



The modules are organised in seven key collections:

- Keeping yourself and others safe
- Staying safe and healthy at work
- Understanding health and safety in the workplace
- Mentally healthy work
- Incident reporting
- Common risks
- Airborne risks and carcinogens

Step	Module #	Module Title	Points
n/a	INTRO	<i>Introduction to Pathways Awarua</i>	6
	HS001	Your health and safety	50
	HS002	Your health and well-being	75
	HS003	Looking after yourself and others	77
	HS004	Who else do we need to look after	55
	HS021	Health protection	71
	HS005	Health and safety inductions	73
	HS007	How to assess risks at work	38
	HS008	How to manage risks at work	73
	HS009	The hierarchy of controls	74
	HS010	Personal Protective Equipment	59
	HS011	High risk work activities	65
	HS012	Health and safety signage	53
	HS013	Safety documentation	60
	HS014	Emergency preparedness	74
	HS015	Communicating about health and safety	47
	HS016	Communication skills	59
	HS017	Health and safety consultation	62
	HS026	Staying mentally healthy at work	84
	HS027	What is mental health and wellbeing?	72
	HS028	Stress in the workplace	87
	HS018	Incident and accident reporting	63
	HS019	Incident and accident investigation	60
	HS020	Injury management	60

HS023	Working at height	64
HS024	Working with noise	53
HS025	Manual handling	67
HS029	Outdoor airborne risks and carcinogens	70
HS030	Airborne risks and carcinogens in factories	66

My Money

The My Money pathway has been developed in consultation with the Commission for Financial Capability to help adults and young adults develop their confidence and competence in money management, while at the same time strengthening their literacy and numeracy capabilities.



The 25 modules are organised into three key collections:

- Understanding the deal – developing learners’ skills to navigate everyday financial decisions.
- The power of saving – supporting learners to plan for their future through understanding their options and developing strategies to meet their financial goals.
- The cost of debt – supporting learners to understand the costs of debt and how to manage and reduce debt.

Step	Module #	Module Title	Points
n/a	INTRO	<i>Introduction to Pathways Awarua</i>	6
	MM-101	Shopping at the supermarket	50
	MM-102	Shopping for more expensive items	49
	MM-103	Advertising tricks	47
	MM-104	Recognising Scams	26
	MM-105	Working out percentage benchmarks	59
	MM-106	Working out percentages of money	109
	MM-107	Working out percentages with and without a calculator	78
	MM-108	Buying a new mobile	62
	MM-109	You decide: Organising a birthday party	45
	MM-201	Your financial goals	60
	MM-202	Understanding what money means to you	45
	MM-203	Saving for your future with KiwiSaver	38
	MM-204	What's the deal with banks?	48

MM-205	Keeping your money safe online	34
MM-206	Budgeting	59
MM-207	You decide: Budgeting for a wedding	47
MM-301	Banking Interest	41
MM-302	Credit records	58
MM-303	Your rights and responsibilities when borrowing money	46
MM-304	Infringement fees and fines	37
MM-305	Home Loans	50
MM-306	Getting out of financial trouble	45
MM-307	Interest on loans	61
MM-308	Understanding compound interest	94
MM-309	You decide! Getting out of debt	44

My Community

The My Community pathway has been developed in conjunction with Auckland Council Libraries to grow understanding of the role council plays and the services it provides to the community.



It has been designed to strengthen awareness of functions councils in New Zealand provide, including libraries and library services, elections advice, and waste management.

A "Prepare for an Emergency" collection has also been added to the pathway, helping learners understand how to plan for, stay safe during, and recover from emergencies.

This pathway is under development and additional modules will be added in the future.

Step	Module #	Module Title	Points
n/a	INTRO	<i>Introduction to Pathways Awarua</i>	6
	MC-101	The Public Library	100
	MC-102	Using the Library Services	100
	MC-201	Local Elections Explained	100
	MC-301	Waste Management – Rubbish	79
	MC-302	Waste Management – Recycling	75
	MC-303	Waste Management – Food Waste	96
	MC-304	Waste Management – Compost	91
	MC-401	Understanding emergencies in Aotearoa New Zealand	102

MC-402	Your whānau emergency plan	95
MC-403	Staying safe during an emergency	71
MC-404	Understanding earthquake strength	23
MC-405	Recovering after an emergency and staying ready	69
MC-501	RealMe	120